



STARTING THE ENGINE

WARNING

- * *Never run the engine in a closed area. The exhaust contains poisonous carbon monoxide gas.*
- * *Do not try to start the engine with the transmission in gear. You may injure yourself or damage the vehicle.*



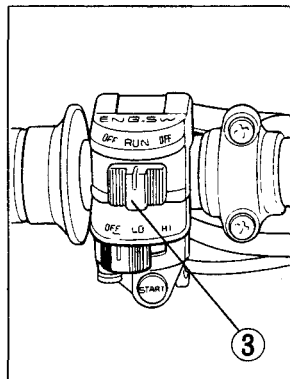
(1) Vent lever




(2) Fuel valve

Preparation

1. Select a level surface and lock the parking brake before starting the engine.
2. Turn the fuel cap vent lever (1) and fuel valve (2) to ON.
3. Make sure the engine stop switch (3) is at RUN.
4. Make sure that the transmission is in neutral by depressing the gearshift pedal and checking that the neutral indicator (4) is at N and that the neutral indicator lamp lights.



(3) Engine stop switch



(4) Neutral indicator