

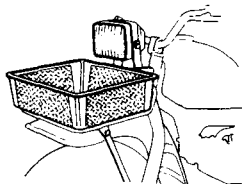
## OPTIONAL PARTS

### WARNING

- \* *Load cargo on the rear carrier as far forward as possible. Do not allow cargo to extend beyond the end of the rear carrier.*
- \* *When towing a trailer, care should be taken to maintain balance and stability. Place cargo on the trailer so that it will not cause the front wheel to lift off the ground during travel.*
- \* *To prevent an accident, use extreme care when adding or riding with accessories and cargo. Addition of accessories and cargo can reduce the ATC's stability, performance and safe operating speed. Accessories are designed for work applications and should be removed for recreational riding.*

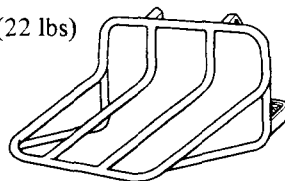
#### Front Basket

Maximum Load 10 kg (22 lbs)




#### Front Carrier

Maximum Load 10 kg (22 lbs)



#### Rear Carrier

Maximum Load 25 kg (55 lbs)



#### Trailer Hitch

Trailer Maximum weight (with load) 90 kg (200 lbs)

Weight of Hitch point 9 kg (20 lbs) Maximum.

