







RIGHT HANDLEBAR CONTROLS

Engine Stop Switch (U, IU)

The engine stop switch (1) is next to the throttle grip. When the switch is in the  (RUN) position, the engine will operate. When the switch is in the  (OFF) position, the engine will not operate. This switch is intended primarily as an emergency switch and should normally remain in the  (RUN) position.

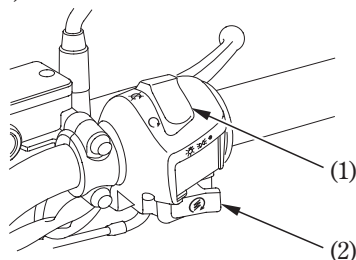
If your motorcycle is stopped with the ignition switch ON and the engine stop switch  (OFF), the headlight, position light, taillight and license light will still be on, resulting in battery discharge.

Start Button

The start button (2) is next to the throttle grip.

When the start button is pressed, the starter motor cranks the engine. See page 54 for the starting procedure.

(U, IU)



- (1) Engine stop switch
- (2) Start button

