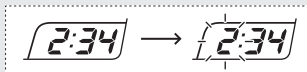
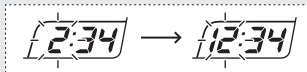


To set the clock:

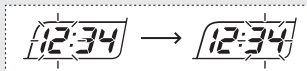
- 1 Turn the ignition switch on.
- 2 Press and hold the **SEL** and **SET** buttons until the hour digits start flashing.



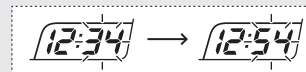
- 3 Press the **SEL** button until the desired hour is displayed.
▶ Press and hold to advance the hour fast.



- 4 Press the **SET** button. The minute digits start flashing.



- 5 Press the **SEL** button until the desired minute is displayed.
▶ Press and hold to advance the minute fast.



- 6 Press the **SET** button. The clock is set.
▶ The adjustment can also be set by turning the ignition switch off.

If no buttons were pressed for about 30 seconds, the display will stop flashing automatically and the adjustment will be cancelled.