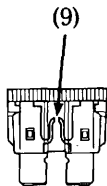
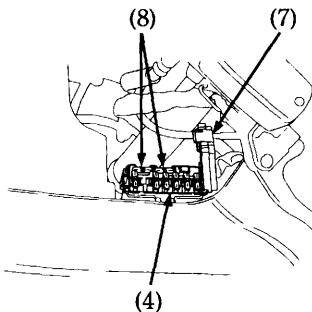
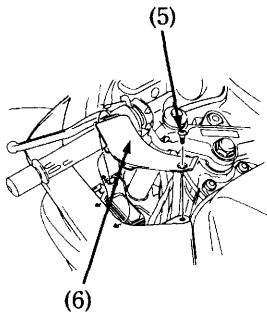


To replace any fuses in the fuse box (4), remove the hex bolt (5) and left inner cover (6). Then open the fuse box cover (7). Spare fuses (8) are located in the fuse box. Pull the old fuse out of the clips. Push a new fuse into the clips and close the fuse box cover. Install the left inner cover and tighten the hex bolt.

▲ WARNING

*** Never use a fuse with a different rating from that specified. Serious damage to the electrical system or a fire may result, causing a dangerous loss of lights or engine power.**



- (4) Fuse box
- (5) Hex bolt
- (6) Left inner cover

- (7) Fuse box cover
- (8) Spare fuses

- (9) Blown fuse