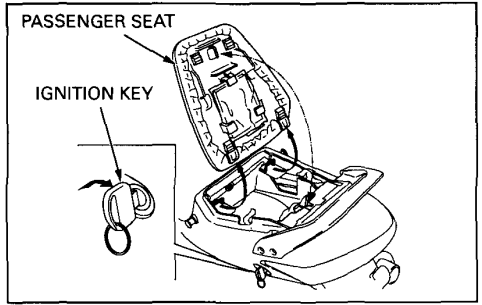


## **PASSENGER SEAT**

### **REMOVAL/INSTALLATION**

Unlock the passenger seat with the ignition key.  
Remove the passenger seat.

Installation is in the reverse order of removal.



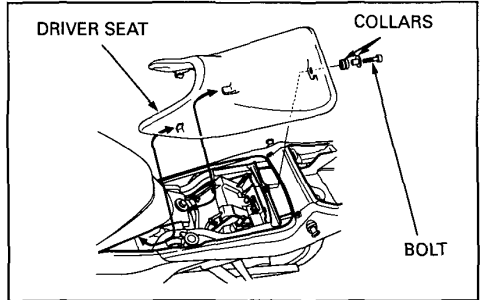
## **DRIVER SEAT**

### **REMOVAL/INSTALLATION**

Remove the driver seat (See above).

Remove the mounting bolt and collars.  
Raise the rear of the seat and remove the seat backward.

Installation is in the reverse order of removal.

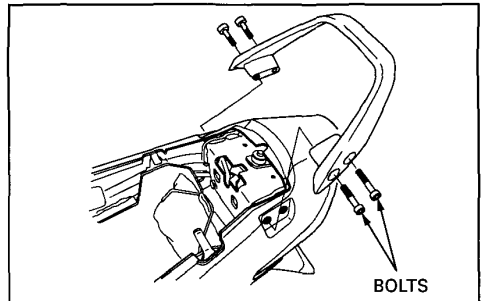


## **GRAB RAIL**

### **REMOVAL/INSTALLATION**

Remove the four bolts and grab rail.

Installation is in the reverse order of removal.



## **REAR COWL**

### **REMOVAL/INSTALLATION**

Remove the grab rail (See above).

Remove the two screws and body center cover.  
Remove the bolts and collars.  
Remove the screws.  
Spread the front of the rear cowls carefully and release the rear cowl bosses from the fuel tank grommets.  
Remove the rear cowls as an assembly.

