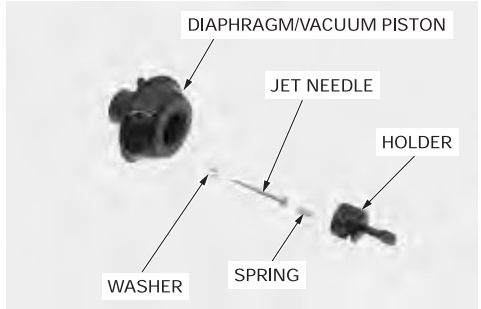
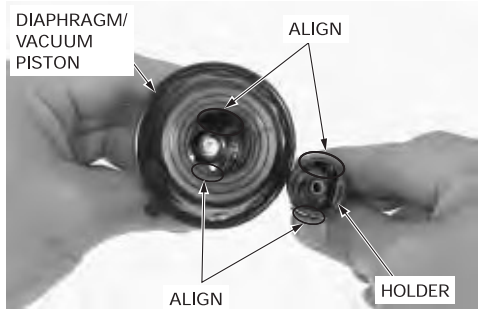


VACUUM CHAMBER

Install the jet needle with washer into the vacuum piston. Install the spring onto the needle holder and set the needle holder into the vacuum piston.



Install the needle holder by aligning the cut-out of the holder and boss of the vacuum piston.




Install the diaphragm/vacuum piston into the carburetor body.

Lift the bottom of the piston with your finger to set the diaphragm rib in the groove in the carburetor body, and install the spring and vacuum chamber cover.

CAUTION:

Be careful not to pinch the diaphragm under the chamber cover.



Install and tighten the two screws securely.

