

TRANSMISSION ASSEMBLY

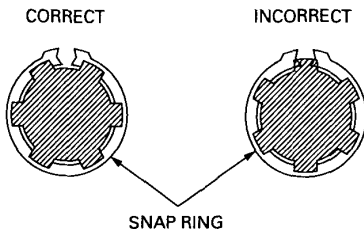
Clean all parts in solvent.

Apply molybdenum oil solution to the gear and bushing sliding surface and shift fork grooves to ensure initial lubrication.

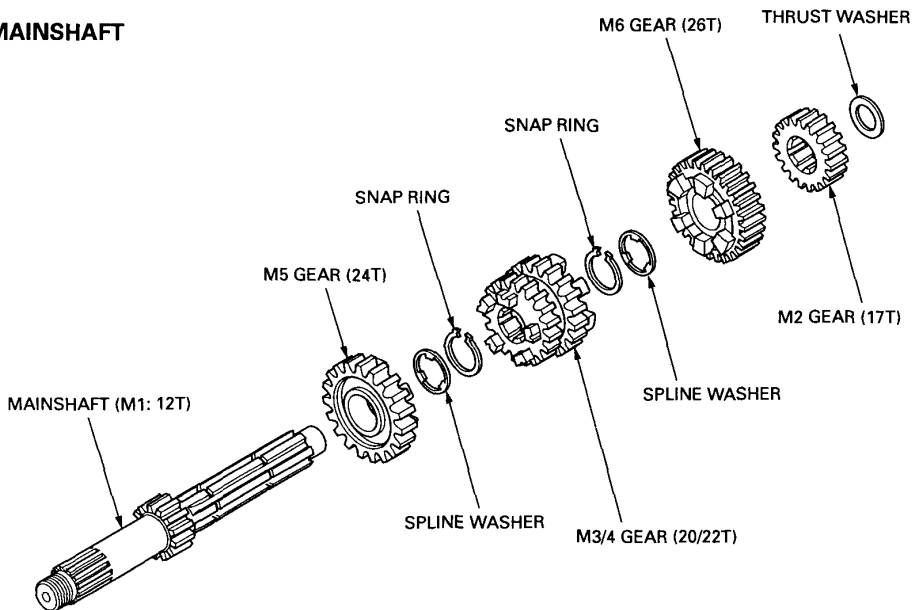
Assemble all parts into their original positions.

NOTE:

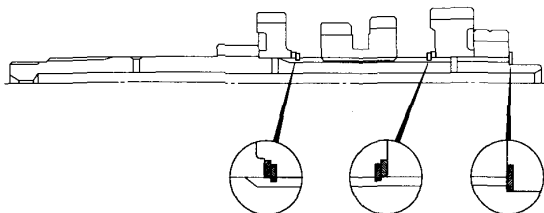
- Check the gears for freedom of movement or rotation on the shaft.
- Install the washers and snap rings with the chamfered edges facing the thrust load side. Do not reuse worn snap ring which could easily spin in the groove.
- Check that the snap rings are seated in the grooves and align their end gaps with the grooves of the spline.




MAINSHAFT



WASHER AND SNAP RING DIRECTION:



 : Gear and bushing sliding surfaces and shift fork grooves