





LEFT HANDLEBAR CONTROLS

Headlight Dimmer Switch (1)

Push the dimmer switch to  (HI) to select high beam or to  (LO) to select low beam.

Turn Signal Switch (2)

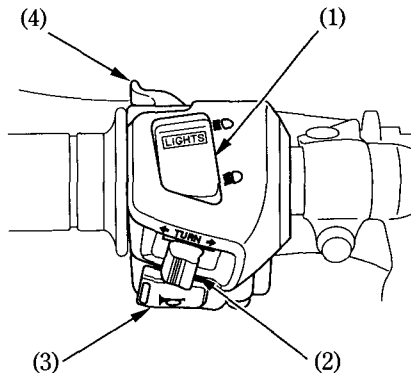
Move to  (L) to signal a left turn,  (R) to signal a right turn. Press to turn signal off.

Horn Button (3)

Press the button to sound the horn.

Passing Light Control Switch (4)

When this switch is pressed, the headlight flashes on to signal approaching cars or when passing.



- (1) Headlight dimmer switch
- (2) Turn signal switch
- (3) Horn button
- (4) Passing light control switch