





LEFT HANDLEBAR CONTROLS

Headlight Dimmer Switch (1)

〈Except MX, IIMX type〉

Move the headlight dimmer switch to  (HI) to select high beam or to  (LO) to select low beam.

〈MX, IIMX type〉

Push the headlight dimmer switch to  (HI) to select high beam or to  (LO) to select low beam.

Passing Light Control Switch (2)

〈Except MX, IIMX type〉

When this switch is pressed, the headlight flashes on to signal approaching cars or when passing.

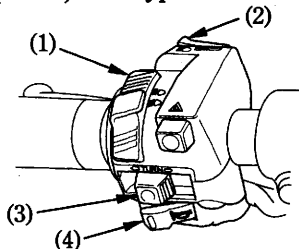
Turn Signal Switch (3)

Move to  to signal a left turn,  to signal a right turn. Press to turn signal off.

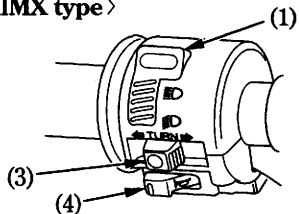
Horn Button (4)

Press the button to sound the horn.

〈Except MX, IIMX type〉



〈MX, IIMX type〉



- (1) Headlight dimmer switch
- (2) Passing light control switch
- (3) Turn signal switch
- (4) Horn button