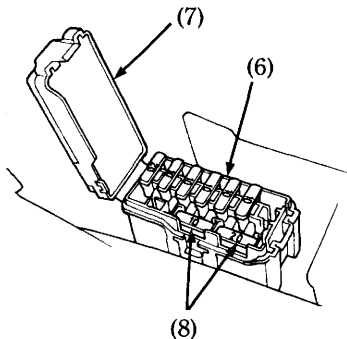


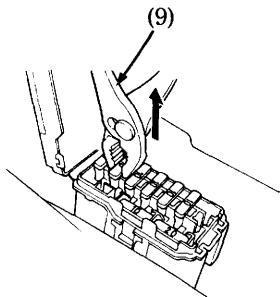
To replace any fuses in the fuse box (6) , remove the right upper shroud (4) by removing the screws (5). Then open the fuse box cover (7). Spare fuses (8) are located in the fuse box. Pull out the old fuse, use a pliers (9). Push a new fuse into the clips and close the fuse box cover. Install the right upper shroud and tighten the screws.

**▲ WARNING**

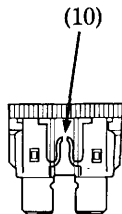
**\* Never use a fuse with a different rating from that specified. Serious damage to the electrical system or a fire may result, causing a dangerous loss of lights or engine power.**



(6) Fuse box  
(7) Fuse box cover  
(8) Spare fuses



(9) Pliers



(10) Blown fuse