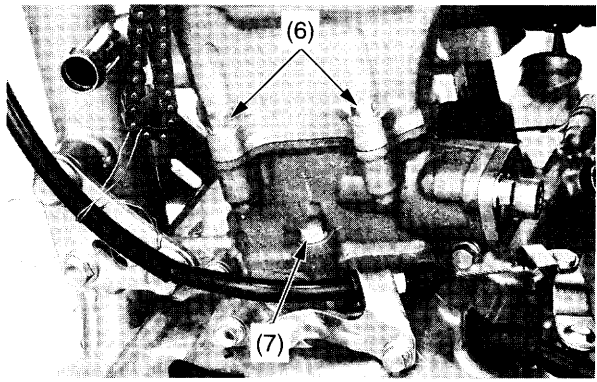


# Piston/Piston Rings/Piston Pin

- 13. Remove the cylinder head bolts (6).
- 14. Loosen the cylinder bolt (7).



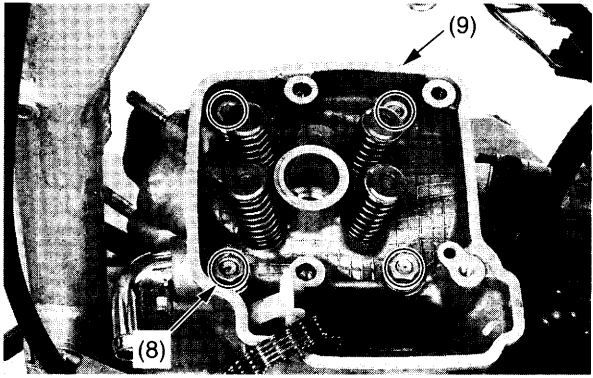
(6) cylinder head bolts  
(7) cylinder bolt

- 15. Remove the cylinder head nuts/washers (8) and cylinder head (9).

Loosen the nuts in a crisscross pattern in two or three steps.

**NOTICE**

*Do not let the nuts, washers and cam chain fall into the crankcase.*




(8) cylinder head nuts/washers  
(9) cylinder head

- 16. Remove the dowel pins (10), cylinder head gasket (11) and cam chain guide (12).

**NOTICE**

*Do not let the dowel pins and cam chain fall into the crankcase.*



(10) dowel pins  
(11) cylinder head gasket  
(12) cam chain guide