


5. Apply clean engine oil to the cylinder wall, piston outer surface and piston rings. Route the cam chain (3) through the cylinder (4). Install the cylinder over the piston rings by hand while compressing the piston rings (5).

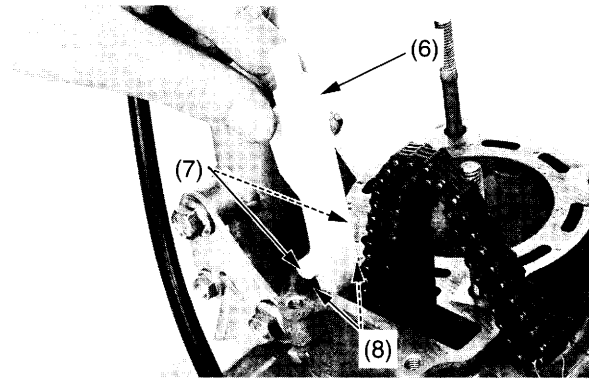
## NOTICE

*Do not damage the piston rings and cylinder wall.*



(3) cam chain  
(4) cylinder  
(5) piston rings

6. Install the cam chain guide (6) and fit the cam chain guide tabs (7) in the cylinder cut-outs (8). Push the guide until it bottoms in the crankcase guide hole.




(6) cam chain guide  
(7) cam chain guide tabs  
(8) cylinder cut-outs

## Cylinder Head Installation

1. Install the dowel pins (1) and a new cylinder head gasket (2).

## NOTICE

*Do not let the dowel pins fall into the crankcase.*



(1) dowel pins  
(2) cylinder head gasket

(cont'd)