

Refer to *Safety Precautions* on page 25.

The air cleaner uses polyurethane inner and outer pieces which can't be separated.

A dirty air cleaner will reduce engine power.

Proper air cleaner maintenance is very important for off-road vehicles. A dirty, water-soaked, worn-out, or defective air cleaner will allow dirt, dust, mud, and other impurities to pass into the engine.

Service the air cleaner more frequently if you ride in unusually wet or dusty areas. Your Honda dealer can help you determine the correct service interval for your riding conditions.

Your CRF's air cleaner has very specific performance requirements. Use a new Honda Genuine air cleaner specified for your model or an air cleaner of equal quality.


Proper air cleaner maintenance can prevent premature engine wear or damage, expensive repairs, low engine power, poor gas mileage, and spark plug fouling.

NOTICE

Improper or lack of proper air cleaner maintenance can cause poor performance and premature engine wear.

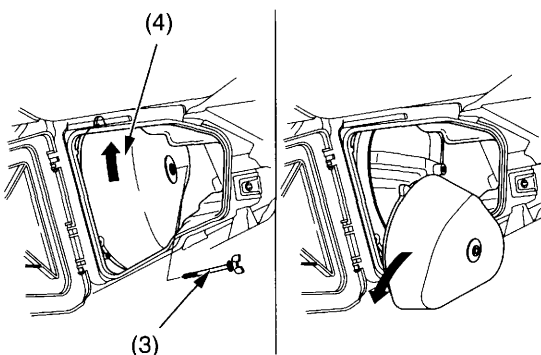
Cleaning

1. To open the air cleaner housing cover (1), turn the quick fastener (2) counterclockwise.



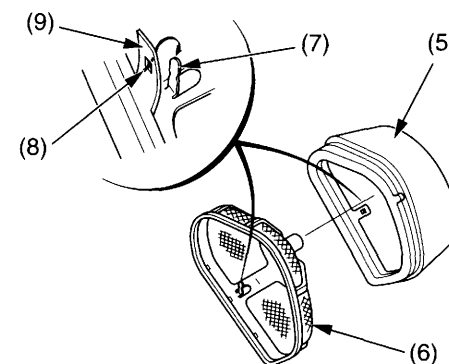
- (1) air cleaner housing cover
(2) quick fastener

2. Remove the air cleaner retaining bolt (3) and air cleaner assembly (4) as shown.



- (3) air cleaner retaining bolt
(4) air cleaner assembly

3. Pull the air cleaner element (5) out from the air cleaner holder (6).



- (5) air cleaner element (8) hole
(6) air cleaner holder (9) air cleaner tab
(7) tab

4. Wash the air cleaner in clean non-flammable cleaning solvent. Then wash in hot, soapy water, rinse well, and allow to dry thoroughly. The air cleaner element is made in two pieces: inner and outer, which cannot be separated.
5. Clean the inside of the air cleaner housing.
6. Allow the air cleaner to dry thoroughly. After drying, soak the air cleaner element in clean Pro Honda Foam Filter Oil or an equivalent air cleaner oil. Apply air cleaner oil to the entire surface, inner and outer, and rub it with both hands to saturate the air cleaner with oil. Squeeze out excess oil.

(cont'd)