


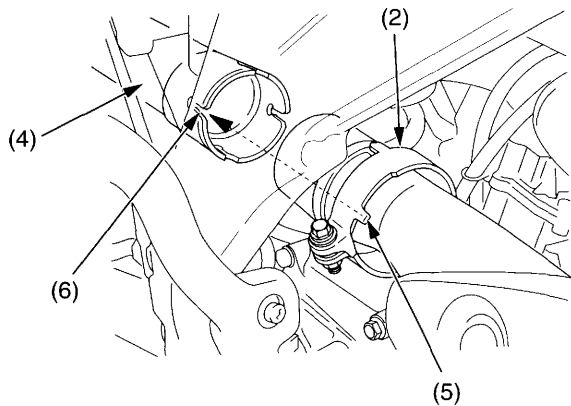
Muffler Installation

1. Remove the gasket (1).
2. Install the muffler clamp (2) and a new gasket onto the exhaust pipe (3).




(1) gasket
(2) muffler clamp
(3) exhaust pipe

3. Install the muffler (4).
4. Install the muffler clamp (2) by aligning the tab (5) of the muffler clamp with the cut-out (6) of the muffler.



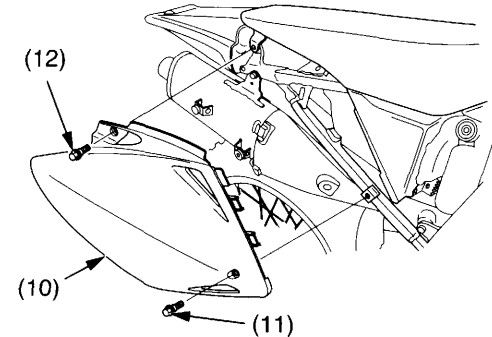
(2) muffler clamp
(4) muffler
(5) tab
(6) cut-out

5. Install the front muffler mounting bolt (7), rear muffler mounting bolt/washer (8) and loosely tighten them. Tighten the front muffler mounting bolt and rear muffler mounting bolt to the specified torque:
19 lbf-ft (26 N·m, 2.7 kgf·m)
6. Tighten the muffler clamp bolt (9) to the specified torque:
15 lbf-ft (21 N·m, 2.1 kgf·m)



(7) front muffler mounting bolt
(8) rear muffler mounting bolt/washer
(9) muffler clamp bolt

7. Install the right side cover (10) and side cover bolt (11).
8. Install the seat mounting bolt (12) and tighten it to the specified torque:
19 lbf-ft (26 N·m, 2.7 kgf·m)



(10) right side cover
(11) side cover bolt
(12) seat mounting bolt