
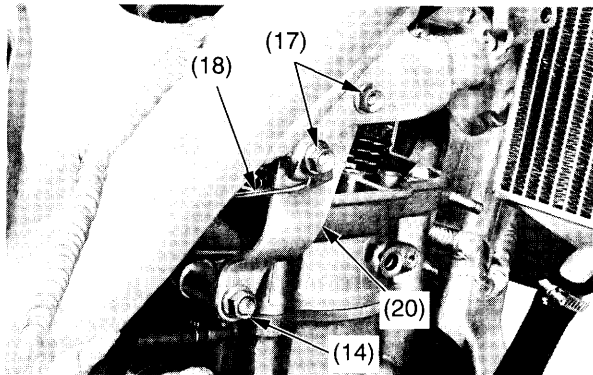


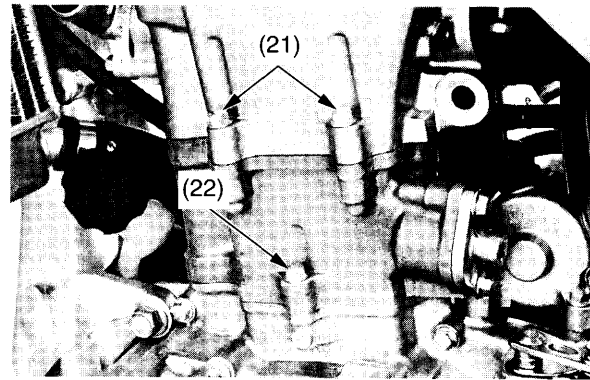
## Piston/Piston Rings/Piston Pin

18. Remove the engine hanger nut (14), engine hanger bolt (15) and fuel hose guide (16). Remove the engine hanger plate bolts (17), clutch cable stay (18), left engine hanger plate (19) and right engine hanger plate (20).



- (14) engine hanger nut  
(15) engine hanger bolt  
(16) fuel hose guide  
(17) engine hanger plate bolts  
(18) clutch cable stay  
(19) left engine hanger plate  
(20) right engine hanger plate

19. Remove the cylinder head bolts (21).  
20. Loosen the cylinder bolt (22).




- (21) cylinder head bolts  
(22) cylinder bolt

21. Remove the cylinder head nuts/washers (23) and cylinder head (24).

Loosen the nuts in a criss-cross pattern in two or three steps.

### NOTICE

*Do not let the nuts, washers and cam chain fall into the crankcase.*




- (23) cylinder head nuts/washers  
(24) cylinder head

22. Remove the dowel pins (25), cylinder head gasket (26) and cam chain guide (27).

### NOTICE

*Do not let the dowel pins and cam chain fall into the crankcase.*



- (25) dowel pins  
(26) cylinder head gasket  
(27) cam chain guide