










Maintenance Schedule

Maintenance

Items	Pre-ride Check ➔ P. 75	Odometer Reading*1						Annual Check	Regular Replace	Refer to page
		× 1,000 km	1	12	24	36	48			
		× 1,000 mi	0.6	8	16	24	32			
Fuel Line				I	I	I	I	I		-
Fuel Level		I								63
Throttle Operation		I		I	I	I	I	I		110
Air Cleaner*2					R		R			84
Spark Plug				I	R	I	R			96
Valve Clearance					I		I			-
Engine Oil		I		R	R	R	R	R	R	98
Engine Oil Filter				R	R	R	R	R	R	100
Engine Idle Speed				I	I	I	I	I		-
Radiator Coolant*3		I			I	I	I	I	I	3 Years 102
Cooling System					I	I	I	I	I	-
Secondary Air Supply System					I	I	I	I	I	-

Maintenance Level

-  : Intermediate. We recommend service by your dealer, unless you have the necessary tools and are mechanically skilled. Procedures are provided in an official Honda Shop Manual.
-  : Technical. In the interest of safety, have your motorcycle serviced by your dealer.

Maintenance Legend

- I** : Inspect (clean, adjust, lubricate, or replace if necessary)
- R** : Replace