

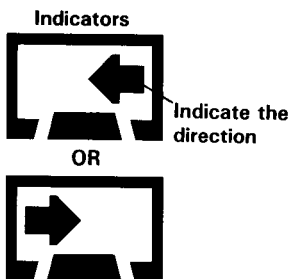
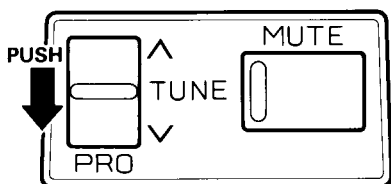
# FEATURES (Not required for operation)

---

## Tape Program Direction Selector (PRO)

This switch can be used to change the direction of the tape. The indicator in the display will be changed to the following. This switch can be also used to stop the fast winding.

Tape Program Direction Selector (PRO)



## Fast-forward And Rewinding Buttons

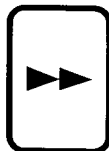
This deck features auto-reverse play, so that both sides of the tape can be played continuously, without turning the cassette over.

Push either button to fast-forward or rewind depending on the correct direction of the tape indicated by the arrows on the display. The indicator blinks during fast winding. Push the program selector (PRO) to stop the tape.

Fast-forward And Rewinding Buttons



Toward left



Toward right