




ESSENTIAL INDIVIDUAL COMPONENTS

RIGHT HANDLEBAR CONTROLS

Engine Stop Switch

The three position engine stop switch is next to the throttle grip. When the switch is in the  (RUN) position, the engine will operate. When the switch is in either  (OFF)-position, the engine will not operate. This switch is intended primarily as a safety or emergency switch and should normally remain in the  (RUN) position.

Starter/Reverse Button

The starter/reverse button is below the engine stop switch. When the starter/reverse button is pressed, the starter motor cranks the engine, the headlight will automatically go out, but the taillight will stay on. If the engine stop switch is in the (OFF) position, the starter motor will not operate. See page 116 for Starting Procedure.

