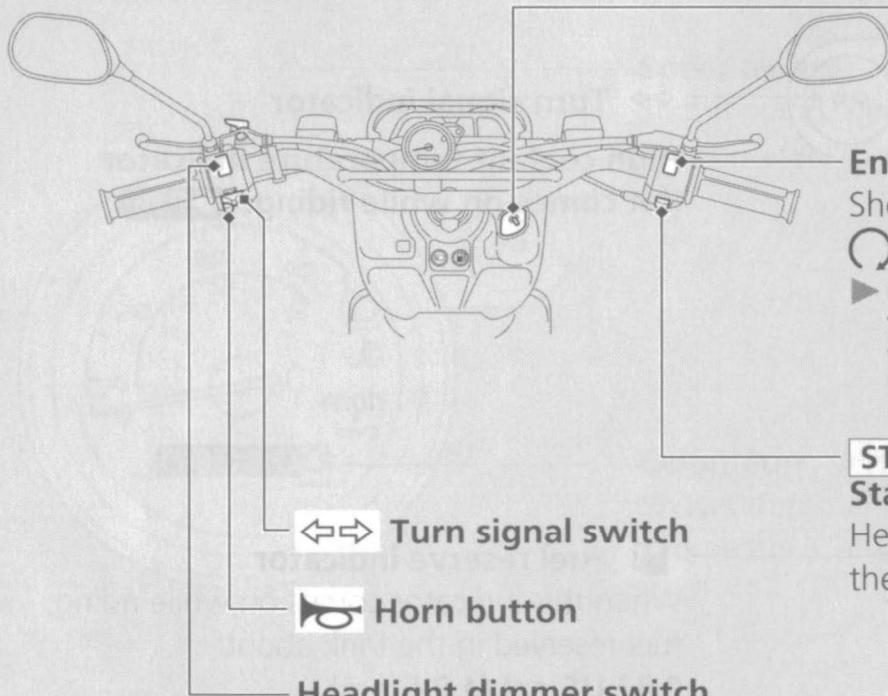




Switches




 **Turn signal switch**


 **Horn button**


Headlight dimmer switch

-  High beam
-  Low beam

Engine stop switch

Should normally remain in the RUN  position.

▶ In an emergency, switch to the off  position (the starter motor will not operate) to stop the engine.

START (USA) /  (Canada)

Start button

Headlights turn off when operating the starter motor.