




Clip Removal

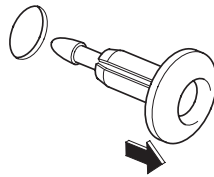
Removal

1. Press down on the center pin to release the lock.
2. Pull the clip out of the hole.

1.



2.

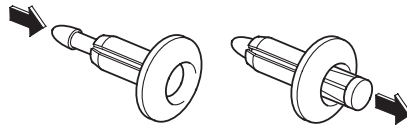


Installation

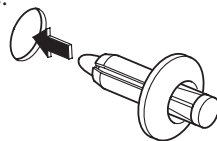
1. Push the bottom of the pin.
2. Insert the clip into the hole.
3. Lightly press down on the center pin to lock the clip.



1.



2.



3.

