









Maintenance Schedule

Maintenance

Items	Pre-ride Check ➡ P. 53	Frequency *1								Annual Check	Regular Replace	Refer to page				
		x 1,000 km	1	12	24	36	48	x 1,000 mi	0.6				8	16	24	32
Fuel Line				I	I	I	I	I	I	I	I	I	I			-
Fuel Level		I														46
Throttle Operation		I		I	I	I	I	I	I	I	I	I	I			82
Air Cleaner *2					R											-
Spark Plug					I											-
Valve Clearance					I											-
Engine Oil		I			R	R	R	R	R	R	R	R	R			68
Engine Oil Filter			R	R	R	R	R	R	R	R	R	R	R			69
Clutch Oil Filter			R		R											72
Engine Idle Speed			I	I	I	I	I	I	I	I	I	I	I			-
Radiator Coolant *3		I		I	I	I	I	I	I	I	I	I	I			74
Cooling System					I											-
Secondary Air Supply System					I											-

Maintenance Level

 : Intermediate. We recommend service by your dealer, unless you have the necessary tools and are mechanically skilled.

Procedures are provided in an official Honda Shop Manual.

 : Technical. In the interest of safety, have your motorcycle serviced by your dealer.

Maintenance Legend

I : Inspect (clean, adjust, lubricate, or replace if necessary)

R : Replace