





## RIGHT HANDLEBAR CONTROLS


### Engine Stop Switch

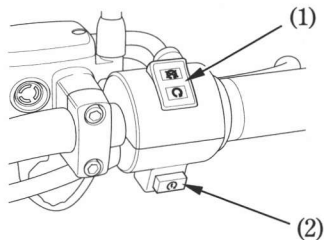
The engine stop switch (1) is next to the throttle grip. When the switch is in the  (RUN) position, the engine will operate. When the switch is in the  (OFF) position, the engine will not operate. This switch is intended primarily as a safety or emergency switch and should normally remain in the  (RUN) position.

If your motorcycle is stopped with the ignition switch ON and the engine stop switch  (OFF), the headlight, position light (except U type) and taillight will still be on, resulting in battery discharge.

### Start Button

The start button (2) is below the engine stop switch.

When the start button is pressed, the starter motor cranks the engine, the headlight will automatically go out, but the position light (except U type) and taillight will stay on. If the engine stop switch is in the  (OFF) position, the starter motor will not operate. See page 63 for the starting procedure.



- (1) Engine stop switch
- (2) Start button