







| Items                      |   | Frequency*1   |     |  |          |          |          |          |          | Regular Replace | Refer to page |
|----------------------------|---|---|-----|--|----------|----------|----------|----------|----------|-----------------|---------------|
|                            |   | × 1,000 mi  | 0.6 | 4  | 8        | 12       | 16       | 20       | 24       |                 |               |
|                            |   | × 1,000 km  | 1.0 | 6.4  | 12.8     | 19.2     | 25.6     | 32.0     | 38.4     |                 |               |
| Non-Emission-Related Items | Drive Chain*5   |   |     | Every 600 mi (1,000 km): <b>I</b> <b>L</b> |          |          |          |          |          |                 | 273           |
|                            | Drive Chain Slider  |   |     | <b>I</b>                                   | <b>I</b> | <b>I</b> | <b>I</b> | <b>I</b> | <b>I</b> |                 | 276           |
|                            | Brake Fluid*7   |   |     | <b>I</b>                                   | <b>I</b> | <b>I</b> | <b>I</b> | <b>I</b> | <b>I</b> | 2 Years         | 268           |
|                            | Brake Pads Wear   |   |     | <b>I</b>                                   | <b>I</b> | <b>I</b> | <b>I</b> | <b>I</b> | <b>I</b> |                 | 269           |
|                            | Brake System  |   |     |  | <b>I</b> |          | <b>I</b> |          | <b>I</b> |                 | 231           |
|                            | Brake Light Switch  |   |     |  | <b>I</b> |          | <b>I</b> |          | <b>I</b> |                 | 271           |
|                            | Brake Lock Operation*8  |  |     | <b>I</b>                                   | <b>I</b> | <b>I</b> | <b>I</b> | <b>I</b> | <b>I</b> |                 | 270           |
|                            | Headlight Aim   |   |     |  | <b>I</b> |          | <b>I</b> |          | <b>I</b> |                 | 284           |
|                            | Clutch System*9   |   |     | <b>I</b>                                   | <b>I</b> | <b>I</b> | <b>I</b> | <b>I</b> | <b>I</b> |                 | 279           |
|                            | Side Stand  |   |     |  | <b>I</b> |          | <b>I</b> |          | <b>I</b> |                 | 272           |
|                            | Suspension  |  |     |  | <b>I</b> |          | <b>I</b> |          | <b>I</b> |                 | -             |
|                            | Spark Arrestor*6  |  |     | <b>C</b>                                   | <b>C</b> | <b>C</b> | <b>C</b> | <b>C</b> | <b>C</b> |                 | -             |
|                            | Nuts, Bolts, Fasteners*5  |  |     |  | <b>I</b> |          | <b>I</b> |          | <b>I</b> |                 | -             |
|                            | Wheels/Tires*5  |  |     | <b>I</b>                                   | <b>I</b> | <b>I</b> | <b>I</b> | <b>I</b> | <b>I</b> |                 | 242,277       |
| Steering Head Bearings     |  |   |     | <b>I</b>                                   |          | <b>I</b> |          | <b>I</b> |          | -               |               |

**Notes:**

- \*1: At higher odometer readings, repeat at the frequency interval established here.
- \*2: Service more frequently when riding in unusually wet or dusty areas.
- \*3: Service more frequently when riding in rain or at full throttle.
- \*4: 50 STATE (meets California).
- \*5: Service more frequently when riding OFF-ROAD.
- \*6: USA only.
- \*7: Replacement requires mechanical skill.
- \*8: CRF1100D/D4 only
- \*9: CRF1100A/A4 only