

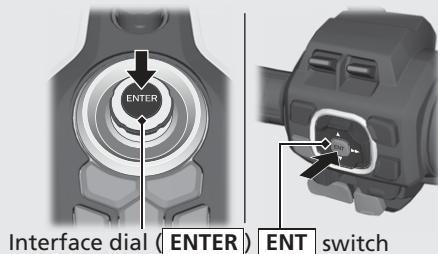
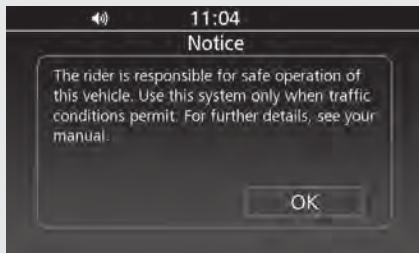
Multi-information Display

Your motorcycle is equipped with a multi-information display that presents various functions and settings.

- Certain manual functions and settings are disabled or inoperable while the vehicle is in motion. You cannot select a grayed-out menu until the vehicle is stopped.

When the ignition switch is turned ON or ACC, the Notice message appears on the screen for a few second.

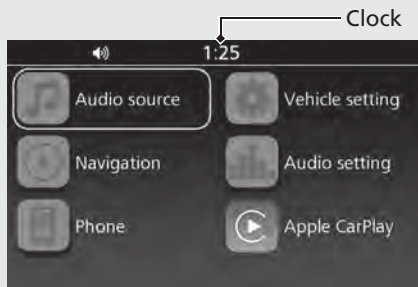
Read the Notice message.



Home Screen

From this screen, you can go to various functions and setup options. When the ignition switch is turned ON or ACC, you will see the screen you used last.

To return to the Home screen: ➔ P.24



|| Clock (12-hour display)

To set the clock: ➔ P.78

|| Audio Source

Enters the current audio mode. ➔ P.71

|| Vehicle Setting

Enters the vehicle setting menu screen.

➔ P.28

|| Navigation

Displays the navigation screen. (Refer to the Navigation System manual.)

|| Audio Setting

Enters the audio setting menu screen.

➔ P.73

|| Phone

Enters the phone screen. ➔ P.104

|| Apple CarPlay™

Appears the menu icon when Apple CarPlay is available. ➔ P.101

To select a desired setting menu: ➔ P.24