











Quick Reference

These symbols are used in Controls & Features section:

SYMBOL	COMPONENT	SEE PAGE
	RUN – engine stop switch	36
	OFF – engine stop switch	36
	START/REVERSE button	37
	HI – headlight dimmer switch	38
	LO – headlight dimmer switch	38
	turn signal switch	38
	horn button	38
	hazard switch	39
	handgrip heater switch	65
	seat heater switch	66