





Starting the Engine *(Continued)*


- ① Make sure the engine stop switch is in the  (Run) position.
- ② Turn the ignition switch to the ON position.
- ③ Check the transmission in Neutral (**N** indicator to come on).
- ④ Press the start button with the throttle completely closed.
- ⑤ Make sure the parking brake lever is released before riding.  **P.55**

| If you cannot start the engine  **P.58**

| If the engine does not start  **P.59**

| If Engine Will Not Start  **P.130**

When you stop the engine

- ① To stop the engine, shift the transmission to Neutral (**N** indicator to come on).
 - ▶ If you turn the ignition switch to the OFF position when the motorcycle in gear, the engine will shut off with the clutch disengaged.
- ② Turn the ignition switch to the OFF position.
- ③ Set the parking brake when you park the motorcycle.  **P.55**