



HANDLEBAR**REMOVAL**

Remove the rearview mirrors.




Disconnect the front brake switch wire connectors from the switch.

Remove the master cylinder holder bolts, holder and master cylinder assembly.



Remove the right handlebar switch/throttle housing screws.



Remove the fuel tank (page 2-4).

Loosen the throttle cable lock nuts at the carburetor and loosen the adjusting nuts.

