


REAR WHEEL/SUSPENSION


Remove the left pivot bracket mounting bolts.

Remove the swingarm pivot bolt and swingarm.



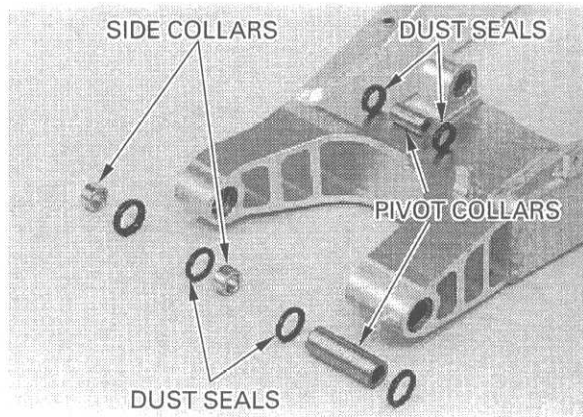
DISASSEMBLY/INSPECTION

Remove the bolts and drive chain slider.



Remove the pivot collar, side collars and dust seals from the swingarm pivot. Check the dust seals and collar for damage or fatigue.

Remove the shock absorber pivot dust seals and collar. Check the dust seals and collar for damage or fatigue. Check the needle bearing for damage.



Turn the inner race of right pivot bearings with your finger. Bearings should turn smoothly and quietly. Also check that the bearing outer race fits tightly in the hub.

Remove and discard the bearings if the races do not turn smoothly and quietly, or if they fit loosely in the pivot.

