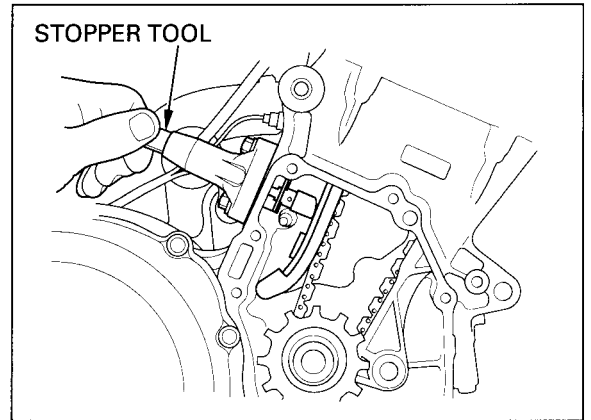


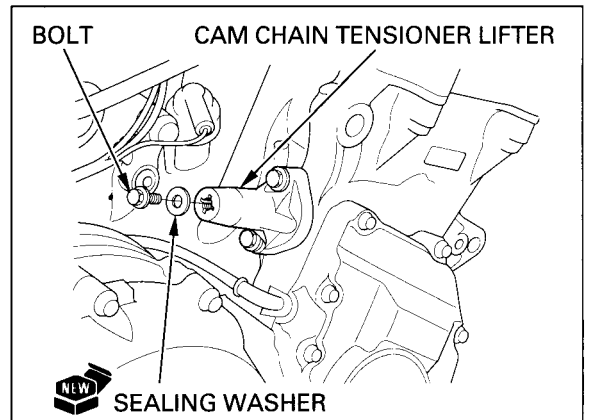
## CYLINDER HEAD/VALVES

Remove the stopper tool from the cam chain tensioner lifter.



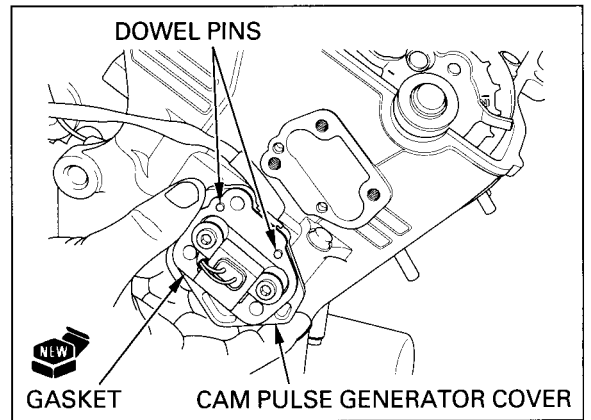
Install a new sealing washer and tighten the sealing bolt.

Recheck the valve timing.



Install the new gasket onto the cam pulse generator cover.

Install the cam pulse generator cover aligning its dowel pins with the hole in the cylinder head.



Install the new sealing washers and bolts, then tighten the bolts to the specified torque.

**TORQUE:** 12 N·m (1.2 kgf·m , 9 lbf·ft)

