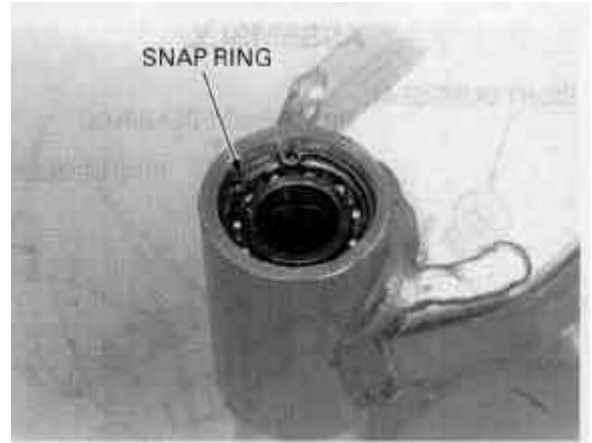
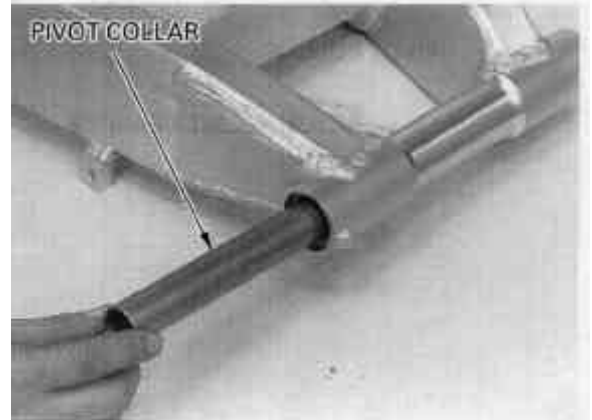


Install the snap ring into the swingarm pivot groove securely.




Install the pivot collar.



**SHOCK LINK PIVOT BEARING REPLACEMENT**

Remove the needle bearing out of the shock link using special tool.



**TOOL:**  
**Needle bearing remover**                    07LMC-KV30100

*Press the needle bearing into the shock link with the marked side facing out.*

Pack a new needle bearing with multi-purpose grease. Install a new needle bearing into the shock link so that the needle bearing surface is lower 5.5–6.0 mm (0.22–0.24 in) from the end of the shock link surface.

**TOOL:**  
**Needle bearing remover**                    07LMC-KV30100

