



ENGINE REMOVAL/INSTALLATION

– pulse generator 2P (white) connector



Remove the terminal nut and the starter motor cable from the starter motor.




Remove the following:

- bolt and gearshift arm
- three bolts, clutch slave cylinder, dowel pins and gasket

NOTE:

- Do not disconnect the clutch hose.
- To keep slave cylinder piston from being forced out of the cylinder, squeeze the clutch lever and tie it to the handlebar.

– two bolts, wire clamp and drive sprocket cover



Remove the gasket, guide plate and dowel pins.

