


CLUTCH/GEARSHIFT LINKAGE

Remove the oil pump driven sprocket bolt and washer.
Remove the oil pump driven sprocket, drive chain and drive sprocket as a set.
Remove the clutch outer guide.



INSPECTION

LIFTER BEARING

Turn the inner race of the lifter bearing with your finger.
The bearing should turn smoothly and quietly.
Also check that the outer race of the bearing fits tightly in the pressure plate.
Replace the bearing if the inner race does not turn smoothly, quietly, or if the outer race fit loosely in the pressure plate.

Drive the bearing out of the pressure plate.

Drive a new bearing into the plate with its mark side facing out.

TOOLS:


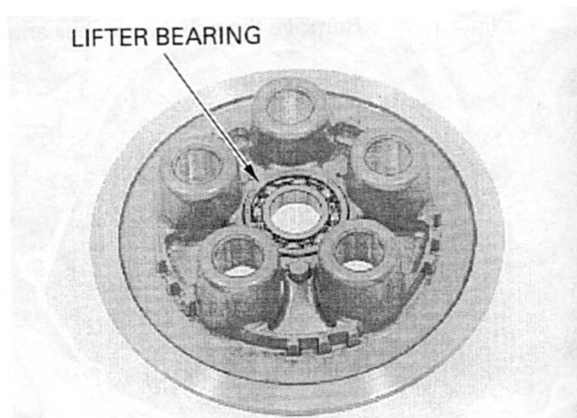
| | |
|------------------------|---------------|
| Driver | 07749-0010000 |
| Attachment, 32 × 35 mm | 07746-0010100 |
| Pilot, 17 mm | 07746-0040400 |

CLUTCH SPRING

Replace the clutch springs as a set

Measure the clutch spring free length.

SERVICE LIMIT: 46.6 mm (1.83 in)



CLUTCH CENTER

Check the clutch center and pressure plate for nicks, indentations or abnormal wear made by the plates.

