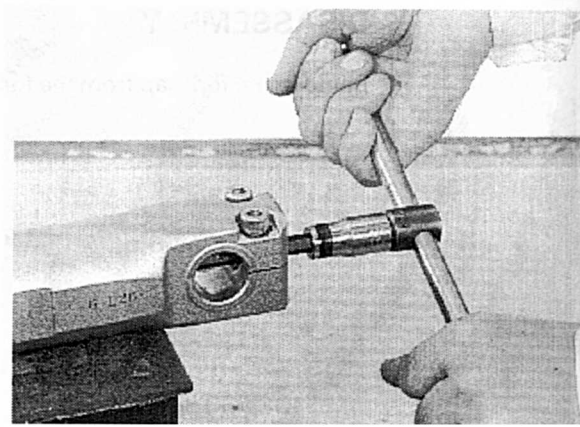


## FRONT WHEEL/SUSPENSION/STEERING


Hold the fork slider in a vise with a soft jaws or shop towel and remove the socket bolt.

**NOTE:**


If the fork damper turns together with the socket bolt, temporarily install the fork spring, spring collar and spring seat.



Remove the fork damper, rebound spring and oil lock piece from the fork tube.



Remove the dust seal and fork protector.



Remove the stopper ring being careful not to scratch the fork tube sliding surface.

