



FRONT WHEEL/SUSPENSION/STEERING

Install the stopper ring into the groove in the fork slider.



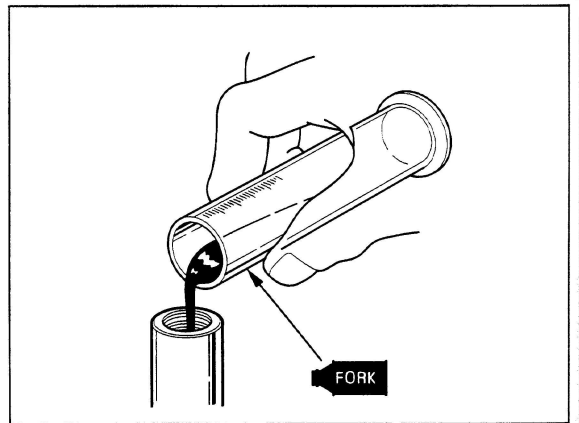
Apply fork fluid to a new dust seal lip and install the dust seal into the fork slider. Install the fork protector onto the fork slider.



Pour the specified amount of recommended fork fluid in the fork tube.

RECOMMENDED FORK FLUID: Fork fluid
FORK FLUID CAPACITY:

$448 \pm 2.5 \text{ cm}^3$ ($15.2 \pm 0.08 \text{ US oz}$,
 $15.8 \pm 0.09 \text{ Imp oz}$)



Pump the damper rod several times until the fork fluid flow out of the oil hole in the rebound damping adjuster.
Slowly pump the fork tube several times to remove trapped air.
Compress the fork tube fully.
Measure the oil level from the top of the fork tube.

OIL LEVEL: 130 mm (5.1 in)

