


Tighten the fork cap.

TORQUE: 23 N·m (2.3 kgf·m , 17 lbf·ft)

Install the stopper ring and tighten the handlebar pinch bolt.




Install the front brake hose clamp onto the fork leg and tighten the bolt.

TORQUE: 10 N·m (1.0 kgf·m , 7 lbf·ft)

Install the front fender and tighten the four bolts.

Install the front wheel (page 13-10).




STEERING STEM

REMOVAL

Remove the front fairing (page 2-3).

Remove the left and right forks (page 13-12).

Remove the front brake hose clamp and 3-way joint from the steering stem.



Remove the steering stem nut cap.

