



HYDRAULIC BRAKE


Remove the dust seal cap, snap ring and reservoir hose from the master cylinder.
Remove the O-ring.
Remove the stay bolt and fluid reservoir with the stay and hose.



Remove the pivot nut, bolt and brake lever assembly.
Remove screw and brake light switch.



Remove the boot from the master cylinder and master piston.



Remove the snap ring using the special tool.

TOOL:

Snap ring pliers

07914-3230001

