



Coat a new O-ring with brake fluid and install it into the master cylinder.




Install the fluid reservoir with the stay and hose, and tighten the stay bolt. Install the reservoir hose joint, secure it with the snap ring and install the dust seal cap.



Install the master cylinder and holder with the "UP" mark facing up. Align the end of the master cylinder with the punch mark on the handlebar, and tighten the upper bolt first, then tighten the lower bolt.

**TORQUE:** 12 N·m (1.2 kgf·m , 9 lbf·ft)



Connect the brake hose to the master cylinder with the oil bolt and new sealing washers, and tighten the oil bolt.

**TORQUE:** 34 N·m (3.5 kgf·m , 25 lbf·ft)

Connect the front brake light switch connectors.

Fill and bleed the front brake hydraulic system (page 14-3).

