



Install the same number of shims in the same locations as noted during disassembly.
 Install a new seal ring onto the motor case.
 Apply thin coat of grease to the armature shaft end.
 Install the rear cover aligning its groove with the brush holder tab.




Install and tighten the motor case bolts.



INSTALLATION

Coat a new O-ring with oil and install it into the starter motor groove.



Install the starter motor into the crankcase and tighten the mounting bolts.
 Connect the starter motor cable.
 Install and tighten the terminal nut.

TORQUE: 10 N·m (1.0 kgf·m , 7 lbf·ft)

Install the rubber cap securely.

Install the engine under cover (page 2-4).

